

 ICOM

IC-R30

COMMUNICATIONS RECEIVER



DUALWATCH × DUAL RECORDING

Receives and Decodes Various Digital Protocols



Decodes Digital Protocols
(P25, NXDN™, dPMR™, D-STAR, DCR)

0.1 – 3304.999 MHz
Wideband Coverage

GPS, Bluetooth®,
USB Charging and
microSD Card Slot

200 Channel Per Second
High Speed Scan

Digital and Analog Wideband Communication with Dualwatch and Dual Band Recording

Superior Performance

Decodes Digital Protocols

The IC-R30 decodes various digital protocol signals including P25 (Phase 1), NXDN™, dPMR™, D-STAR (Digital Smart Technology for Amateur Radio) and Japanese domestic DCR (Digital Convenience Radio).

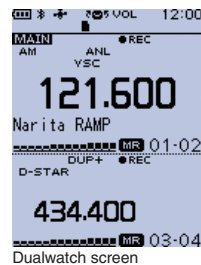
0.1–3304.999 MHz Wideband Coverage

The IC-R30 covers a wide frequency range from 0.1 to 3304.999 MHz, and receives conventional analog signals such as AM, FM, WFM, USB, LSB and CW as well as digital modes*. A ferrite bar antenna for AM broadcasts is built-in, and the earphone cable can be used as an external antenna for FM broadcasts.

* SSB, CW and digital modes: 0.1 MHz–1.3 GHz. Usable frequencies and modes differ, depending on the selected A or B band. See specifications for details.

Dualwatch Operation

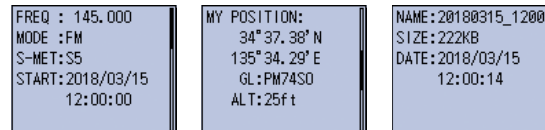
The radio can receive on different bands and different modes. For example, HF and UHF signals can be monitored simultaneously. You can scan for other active channels on the B band while receiving the main signal on the A band.



Dual Band Recording Function

The audio of the two bands received while in the Dualwatch mode, can be individually recorded onto a microSD card* in the WAV format. The recorded audio can be played back on the receiver or a PC. In addition, frequency, mode, S-meter reading, time, current position data and altitude can be saved with received audio.

* A microSD/microSDHC card is required.



2.3" Large LCD and Intuitive User Interface

A 2.3 inch large, dot-matrix display is used in the IC-R30. Screens with large amounts of information are clearly and logically arranged. The four direction keypad provides straight-forward operation of all functions.



Convenient Features

High Speed Scan – 200 Channels/Second

The IC-R30 scans approximately 200 channels per second in the A band and 150 channels per second in the B band. You can quickly find and lock in to a desired signal. The IC-R30 has a variety of scan functions;

Near station scan

Using GPS location information and the Memory channels*, the IC-R30 can display and scan up to 50 stations within 160km from your current location, in proximity order.

* The position data of the stations must be programmed in advance.

Auto memory write scan

Automatically stores received frequencies (up to 200 Ch) during a Programmed scan.

Priority scan

Checks for signals on a frequency every 5 seconds, while operating on a VFO frequency or scanning.

Tone scan

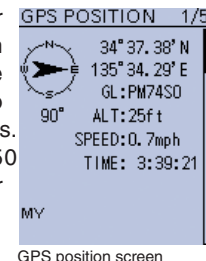
Detects a sub-audible tone frequency or the DTCS code in a received signal.

Program scan, Memory scan, Memory mode scan, Group scan, Group link scan and more.

Integrated GPS Receiver

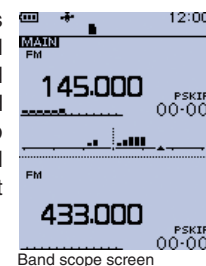
The integrated GPS receiver displays your current position data, course, speed and altitude on the display. GPS data can also be saved in recorded audio files. The IC-R30 can list up to 50 stations within 160 km from your current location*.

* The position data of each station must be preprogrammed in the Memory channels.



Band Scope Function

The band scope function enables you to visually search a specified frequency range around the received signal and see the relative received signal strength level. You can jump to the desired signal on the band scope to set the radio to that frequency.



Speech Function

The Speech function reads out the operating frequency and mode when you rotate the dial knob, or press the [SPEECH] button. This function is convenient for making radio adjustments with the Bluetooth® headset without having to look at the radio.



Communications Receiver Functions



Solid Fundamentals

IP57 Rugged Construction

The IC-R30 has superior IP57 waterproof protection (1 m depth of water for 30 minutes). It can be used in harsh outdoor environments. The radio also passes MIL-STD-810-G specifications.

Up to 8.3 Hours of Long Battery Life

The supplied Li-ion battery, BP-287 provides 8 hours and 20 minutes* of operation. The optional BP-293 battery case, with AA (LR6) alkaline cells, can be used in as a convenient backup battery.

* The Dualwatch function is ON (A band: continuously receiving, B band: standing by), the Power Save function is set to "Auto (Short)," the internal speaker's volume is set to "20," the GPS function is ON, and the Bluetooth function is OFF.

USB Charging and PC Connection

The built-in USB port has a range of convenient uses. You can charge the IC-R30 in approximately 5 hours,* or carry out data transfer (including loading Memory channels) and CI-V remote control.



microUSB port

* Using with a 1 A USB charger. The IC-R30 is Power OFF.

microSD Card Slot for Voice and Data Storage

You can use a microSD card* for data storage. Recording/playback of received audio, RX history log, radio settings and GPS logger data can all be loaded onto the microSD card.

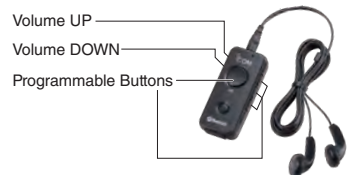


microSD card slot

* A microSD/microSDHC is required (up to 32 GB).

Wireless Operation with a Bluetooth® Headset

With the optional VS-3 Bluetooth® headset, you can wirelessly listen to received audio. The VS-3 has volume UP/DOWN buttons and four programmable buttons to remotely control certain functions.



Bluetooth® headset, VS-3 (option)

And More

· 2000 regular Memory channels (with an 8-character name) · DTCS and CTCSS tone squelch · VSC (Voice Squelch Control) (FM, FM-N, WFM, AM, AM-N) · AFC (Auto Frequency Control) (FM, FM-N, WFM) · Noise blanker (SSB, CW) · ANL (Auto Noise Limiter) (AM, AM-N) · RF gain control (10 steps) · ATT function (3 steps) · Key lock function · Monitor function · Power save function (3 steps) · Volume or frequency setting with dial or side buttons · Quick menu function · Clock

CS-R30 Optional Programming Software

Using the CS-R30, you can smoothly edit the following settings on a PC;

- Memory channels
- Auto memory write channels
- Program scan link name
- Radio settings and digital settings
- Groups
- Scan edges
- GPS memories

OS: Microsoft® Windows®10, Windows®8.1 (* Except for Windows® RT) or , Windows®7



CS-R30 (option)

COMMUNICATIONS RECEIVER

IC-R30

Supplied accessories (* May differ, depending on the receiver version.)



Li-ion battery pack BP-287



Rapid charger BC-223



AC adaptor BC-123SA/SE*



USB cable for charging and data transfer



Telescopic antenna



Belt clip MB-133



Hand strap



Actual size

IC-R30

SPECIFICATIONS

GENERAL	
Frequency coverage	USA <A band> 0.100000 – 821.999990, 851.000000 – 866.999990, 896.000000 – 3304.999990 MHz* <B band> 108.000000 – 520.000000 MHz * Depending on the receiver version. 0.100000–3304.999990 MHz guaranteed. EUR <A band> 0.100000 – 3304.999990 MHz <B band> 108.000000 – 520.000000 MHz
Mode	<A band> ≤1300 MHz FM, FM-N, WFM, AM, AM-N, SSB, CW, D-STAR (DV), P25, dPMR, NXDN, DCR >1300 MHz FM, FM-N, WFM, AM, AM-N <B band> FM, AM, D-STAR (DV), P25, dPMR, NXDN, DCR
Antenna impedance	50 Ω (SMA-J) (Negative GND)
Number of memory channels	2000 regular (100 groups), 200 auto memory write scan, 100 skip, 300 GPS memories
Frequency stability	Less than ±2.5 ppm (–20 °C to 60 °C; –4 °F to 140 °F)
Tuning steps	0.01, 0.1, 1, 3.125, 5, 6.25, 8.33*, 9*, 10, 12.5, 15, 20, 25, 30, 50, 100, 125, 200 kHz * May be available, depending on the operating band and mode.
Power supply requirements	3.6 V DC (with BP-287), 5.0 V DC ±5% (USB)
Battery life	8 hours 20 minutes (Approximate) (with BP-287, continuous receive, 100 mW audio, GPS OFF, Bluetooth OFF)
Current drain (at 3.6 V DC)	AF rated power 330 mA typical Receive standby 200 mA typical Power saved 100 mA typical (FM mode single receive, voice recording OFF, GPS OFF, back light OFF)
Dimensions (Projections not included.)	58 (W) × 143 (H) × 30.5 (D) mm 2.3 (W) × 5.6 (H) × 1.2 (D) in
Weight (Approximate)	310 g, 10.9 oz (With antenna and BP-287 battery pack), 200 g, 7.1 oz (main unit)
Operating temperature range	–20 °C to 60 °C, –4 °F to 140 °F
Bluetooth®	Version: Bluetooth® Ver 4.2, Profile: HFP, HSP, SPP
GNSS	GPS, QZSS

All stated specifications are subject to change without notice or obligation.

Applicable U.S. Military Specifications

Standard	MIL 810G	
	Method	Procedure
Low Pressure	500.5	I, II
High Temperature	501.5	I, II
Low Temperature	502.5	I, II
Temperature Shock	503.5	I-C
Solar Radiation	505.5	I
Rain Blowing/Drip	506.5	I, III
Humidity	507.5	II
Salt Fog	509.5	-
Dust Blowing	510.5	I
Immersion	512.5	I
Vibration	514.6	I
Shock	516.6	I, IV


Also meets equivalent MIL-STD-810-C, -D, -E and -F.

Ingress Protection Standard

Dust and Water	IP57 (Dust-protection and Waterproof* protection) * One meter depth for 30 minutes.
----------------	--

OPTIONS


BATTERY PACK AND BATTERY CASE



BP-287 Li-ion, 3.6 V 3280 mAh (typ.), 3120 mAh (min.)
Same as supplied.

BP-293 AA (LR6) × 3 battery case.

BATTERY CHARGER



BC-223 Charges the BP-287 in 4 hours (approximate). Same as supplied.

BC-123SA/SE

Bluetooth® HEADSET



VS-3

EARPHONE



SP-40

BELT CLIP



MB-133
Same as supplied.

CARRYING CASE



LC-189

PROGRAMMING SOFTWARE

- CS-R30 Programming software for a Windows® PC.

Icom, Icom Inc. and the Icom logo are registered trademarks of Icom Incorporated (Japan) in Japan, the United States, the United Kingdom, Germany, France, Spain, Russia, Australia, New Zealand and/or other countries. D-STAR (Digital Smart Technology for Amateur Radio) is a digital radio protocol developed by JARL (Japan Amateur Radio League). NXDN is a trademark of Icom Incorporated and JVC KENWOOD Corporation. dPMR is a trademark of the dPMR MoU Association. Microsoft and Windows are either registered trademarks or trademarks of Microsoft Corporation in the United States and/or other countries. The Bluetooth® word mark and logos are registered trademarks owned by Bluetooth SIG, Inc. and any use of such marks by Icom Inc. is under license. All other trademarks are the properties of their respective holders or other countries.

Icom Inc.

1-1-32, Kamiminami, Hirano-Ku, Osaka 547-0003, Japan Phone: +81 (06) 6793 5302 Fax: +81 (06) 6793 0013

www.icom.co.jp/world

Count on us!

Icom America Inc.
www.icomamerica.com

Icom (Europe) GmbH
www.icomeurope.com

Icom (Australia) Pty. Ltd.
www.icom.net.au

Your local distributor/dealer:

Icom Canada
www.icomcanada.com

Icom Spain S.L.
www.icomspain.com

Shanghai Icom Ltd.
www.bjicom.com

Icom Brazil
E-mail: sales@icombrasil.com

Icom (UK) Ltd.
www.icomuk.co.uk

Icom France s.a.s.
www.icom-france.com

RECEIVER

Receiving system		Triple conversion superheterodyne + Down converter (A band except WFM)	
Intermediate frequency		Double conversion superheterodyne (A band WFM, B band)	
<A band>	1st IF	266.65/266.7/266.75 MHz	
	2nd IF	58.0500 MHz (Except WFM), 10.7000 MHz (WFM)	
<B band>	1st IF	46.3500 MHz	
	2nd IF	0.4500 MHz	
SSB/CW (10 dB S/N)	0.495000 –	1.899990 MHz	Less than 0.4 µV
	1.900000 –	14.999990 MHz	Less than 0.25 µV
	15.000000 –	29.999990 MHz	Less than 0.25 µV
	50.000000 –	53.999990 MHz	Less than 0.25 µV
AM (10 dB S/N)	144.000000 –	147.999990 MHz	Less than 0.25 µV
	430.000000 –	449.999990 MHz	Less than 0.32 µV
	0.495000 –	1.899990 MHz	Less than 2.2 µV
	1.900000 –	14.999990 MHz	Less than 1.4 µV
Sensitivity (12 dB SINAD)	15.000000 –	29.999990 MHz	Less than 1.4 µV
	118.000000 –	136.999990 MHz	Less than 1.4 µV
	28.000000 –	221.999990 MHz	Less than 0.4 µV
	222.000000 –	832.999990 MHz	Less than 0.56 µV
Available frequencies and modes differ, depending on A band and B band.	833.000000 –	1299.999990 MHz	Less than 0.56 µV
	1300.000000 –	1999.999990 MHz	Less than 1 µV
	2000.000000 –	2699.999990 MHz	Less than 1.8 µV
	2700.000000 –	3304.999990 MHz	Less than 10 µV
WFM (12 dB SINAD)	76.000000 –	107.999990 MHz	Less than 1.8 µV
	28.000000 –	29.999990 MHz	Less than 0.71 µV
	50.000000 –	53.999990 MHz	Less than 0.71 µV
	144.000000 –	147.999990 MHz	Less than 0.71 µV
D-STAR (DV) (1% BER)	430.000000 –	449.999990 MHz	Less than 1 µV
	1260.000000 –	1299.999990 MHz	Less than 1 µV
	136.000000 –	173.999990 MHz	Less than 0.71 µV
	350.000000 –	379.999990 MHz	Less than 1 µV
NXDN/dPMR/DCR (1% BER)	380.000000 –	511.999990 MHz	Less than 1 µV
	136.000000 –	173.999990 MHz	Less than 0.4 µV
	400.000000 –	469.999990 MHz	Less than 0.56 µV
	763.000000 –	832.999990 MHz	Less than 0.71 µV
P25 (5% BER)	833.000000 –	869.999990 MHz	Less than 0.71 µV
	SSB/CW	More than 1.8 kHz/–6 dB	
Selectivity	AM/FM	More than 12 kHz/–6 dB, Less than 30 kHz/–60 dB (below 1305 MHz), Less than 30 kHz/–40 dB (above 1305 MHz)	
	WFM	More than 150 kHz/–6 dB	
	Audio output power	Internal SP	More than 400 mW (16 Ω load, at 10% distortion)
	External SP	More than 200 mW (8 Ω load, at 10% distortion)	

DUALWATCH CAPABILITY

		B band			
		FM/FM-N	AM/AM-N	D-STAR	P25/NXDN/dPMR/DCR
A band	FM (FM/FM-N/WFM)	✓	✓	✓	✓
	AM (AM/AM-N)	✓	✓	✓	✓
	SSB (LSB/USB), CW (CW/CW-R)	✓	✓	-	-
	D-STAR (DV)	✓	✓	†	-
	P25/NXDN/dPMR/DCR	✓	✓	-	-

✓ : Dualwatch, dual recording possible † : Main band has priority, if two DV signals come in at the same time. -: Single receive only.